

SEPT  
2021

# WHIDBEY ISLAND INSIGHTS NEWS & STORIES



## Our CEO's Message

As PSC season begins to wind down, I am reminded of the feelings that go along with moving to a new duty station, adjusting to new neighbors, taking on a new role, and trying to find a sense of connection and community. The unique challenges and sacrifices of military families inspires us to continually improve our service delivery at Hunt Military Communities. During September we will have several community-wide focuses. The first is Suicide Prevention Month. This month we will be hosting several speakers and sharing important educational materials on this most important topic.



On average, 22 active or retired service members take their own lives each day, and unfortunately I know this pain too well having lost several of my Marines to suicide. We can help those in need by learning the warning signs and the appropriate resources available to help service members in need. Please look at the schedule of events you can attend and help us make mental health a priority for our military families. The other notable event is the anniversary of 9/11. In memory of those who lost their lives and those whose lives are forever changed, we will be hosting Never Forget Walks in each of our communities. Additionally, we will have an opportunity for children to write a 100-word essay on "What It Means To Be A Patriot," to help them grasp the selfless commitment of their family service member. More information to follow on both of these important events. We look forward to your participation.

Thank you for allowing us the opportunity to serve you.

Best,

**Brian Stann, CEO**  
**Hunt Military Communities**



HuntMilitaryCommunities.com



EFFECTIVE September 1st



## IS GOING "PAY" PERLESS!

Hunt Resident App • Hunt Resident Portal • WIPS Walk In Payment System  
The Safe, Secure, and Seamless way to make payments.

### HMC is going "PAY" PERLESS!

Hunt Military Communities is pleased to announce effective September 1, 2021, we will be transitioning to electronic payments only. Utilizing electronic payment options provides the convenience of making payments anytime from your fingertips, payments post directly and immediately to your account, the ability to set up recurring payments, and no additional fees for direct bank account payments. For our residents who do not already utilize our electronic payment methods, the transition is simple and there are multiple payment options available to fit everyone's preference. Please remember those who currently pay rent via allotment will continue to do so.

Say goodbye to paper payments and say hello to the safe, secure, and seamless way to make payments! We look forward to simplifying the payment process and provide you the peace of mind that comes with electronic payments. Please reach out to your management office if you have any questions or need assistance setting up your electronic payments.

CONTACT INFORMATION



Please see below for our updated contact information:

Office Phone Line: 360-679-4241

Leasing Phone Line: 877-340-9055

Maintenance Work Orders: 866-616-3267

Email: northsoundrso@huntcompanies.com



# Back to School Safety Tips



## Transportation Safety

Whether children walk, ride their bicycle or take the bus to school, it is extremely important that they take proper safety precautions. Here are some tips to make sure your child safely travels to school:

### Walking to school

Review your family's walking safety rules and practice walking to school with your child.

- Walk on the sidewalk, if one is available; when on a street with no sidewalk, walk facing the traffic.
- Before you cross the street, stop and look left, right and left again to see if cars are coming.
- Make eye contact with drivers before crossing and always cross streets at crosswalks or intersections.
- Stay alert and avoid distracted walking.

### Riding a bicycle to school

Teach your child the rules of the road and practice riding the bike route to school with your child.

- Ride on the right side of the road, with traffic, and in single file.
- Come to a complete stop before crossing the street; walk bikes across the street.
- Stay alert and avoid distracted riding.
- Make sure your child always wears a properly fitted helmet and bright clothing.

### Riding the bus to school

Teach your children school bus safety rules and practice with them.

- Go to the bus stop with your child to teach them the proper way to get on and off the bus.
- Teach your children to stand six feet (or 3 giant steps) away from the curb.
- If your child must cross the street in front of the bus, teach him or her to walk on the side of the road until they are 10 feet ahead of the bus; your child and the bus driver should always be able to see each other.

### Driving your child to school

Stay alert and avoid distracted driving.

- Obey school zone speed limits and follow your school's drop-off procedure.
- Make eye contact with children who are crossing the street.

## School Safety

Many school-related injuries are completely preventable. Follow these steps to ensure your child's safety at school:

### Preventing backpack-related injuries

Choose a backpack for your child carefully; it should have ergonomically designed features to enhance safety and comfort.

- Ask your child to use both straps when wearing their backpack to evenly distribute the weight on their shoulders.
- Don't overstuff a backpack; it should weigh no more than 5 to 10 percent of your child's body weight.
- Rolling backpacks should be used cautiously since they can create a trip hazard in crowded school hallways.

### Preventing playground-related injuries

To reduce strangulation hazards on playgrounds, have your child leave necklaces and jackets with drawstrings at home.

Find more information here: [nsc.org](https://www.nsc.org) National Safety Council

# Back to School Recipes

## Walking Tacos

Recipe courtesy of Taste of Home



### INGREDIENTS:

- 1 pound ground beef
- 1 can (10 ounces) diced tomatoes and green chiles
- 1 can (15 ounces) Ranch Style beans (pinto beans in seasoned tomato sauce)
- 5 packages (1 ounce each) corn chips
- Toppings: shredded cheese, sour cream and sliced green onions

### DIRECTIONS:

1. In a large skillet, cook beef over medium heat until no longer pink, breaking into crumbles, 6-8 minutes; drain. Stir in chili seasoning mix, pepper, tomatoes and beans; bring to a boil. Reduce heat; simmer, uncovered until thickened, 20-25 minutes, stirring occasionally.
2. Just before serving, cut open corn chip bags. Add beef mixture and toppings.

## Three Easy and Fun Pinwheels

Recipe courtesy of Nick - Cooking With Confidence - Macheesmo



### INGREDIENTS:

- 1 can (12 oz) frozen pineapple juice concentrate, thawed
- 1 can (6 oz) frozen orange juice concentrate, thawed
- 1 cup water
- 1 cup sugar
- 2 tablespoons lemon juice
- 3 medium firm bananas, sliced
- 1 package (16 oz) frozen unsweetened strawberries
- 1 can (15 oz) mandarin oranges, drained
- 1 can (8 oz) crushed pineapple
- 18 clear plastic cups (9 oz)

### DIRECTIONS:

1. In a large bowl; prepare pineapple juice concentrate according to package directions. Add orange juice concentrate, water, sugar, lemon juice and fruit. Spoon 3/4 cup mixture into each plastic cup. Place cups in a pan and freeze. Remove from freezer 40-50 minutes before serving.



# Meter Upgrade Project

## Upcoming Utility Infrastructure Upgrade Project

As part of our ongoing community improvement efforts, a project to upgrade the utility infrastructure will take place in your community. Beginning in Fall 2021 the electric and gas meters will be upgraded. Below are answers to some questions you may have.

### Q: Why is Hunt installing the utility infrastructure and not the Navy or the local provider?

**A:** Some of our homes do have provider maintained meter equipment. However a majority of our homes have utilities provided directly from the Navy. In these locations Hunt owns and maintains the metering equipment on the individual homes. We use this equipment to gather data for utility billing, business decision making, and planning of future energy efficiency projects.

### Q: What are the benefits of doing this project?

**A:** This new system will bring the Hunt owned utility infrastructure up to date with current technology that will provide more reliability, sustainability, and resiliency. New equipment will require less maintenance in the first several years, meaning less entry into your home to maintain this equipment. Upgrading the system allows for additional data gathering. Additional data will enhance our ability to promote conservation and locate energy efficiency opportunities.

### Q: Will you be entering every home?

**A:** No. Only homes with Hunt owned utility metering equipment will take part in the upgrade. Any homes with utility provider meter equipment will not be part of this project. Some homes will not require entry as all work can be done from the exterior. Our individual installation notice will provide the individual impact to your home.

### Q: Will there be a power outage during the project?

**A:** During the installation day, there may be a period you are without power. We will provide you advance notice and knock on your door prior to turning off the power so you are aware of the outage. The outage should only be for your unit or building while we do the work. Gas should not need to be turned off during this project.

### Q: What will I need to do to prepare for the installation?


**A:** Please ensure all areas surrounding your meter are clear of obstructions before your installation date, especially areas surrounding interior meters. If your notice states electricity will be turned off during your installation, please plan accordingly. Any pets are to be kenneled or safely secured in another room of your home if we require entry. We will not be scheduling appointments. If you have special circumstances, please contact your Neighborhood Management Office to discuss your options. During the installation, keep yourself and your family away from work areas for your safety.

Once the schedule is set, you will receive an individual notification if we will be working at or entering your home. We are excited to complete this upgrade and appreciate your cooperation as we are in your neighborhood and home. Please refer any questions to your local Neighborhood Management Office.

# ANNOUNCEMENTS

## Advanced Power Strips - Available NOW

Reduces Energy Consumption / Best for TV or PC Setup / No Charge / Free Resources and Training / Savings Benefit the Community. See attached flyer for more information on how to receive your FREE advanced power strip.



## SATISFACTS SURVEY RAFFLE

After any appointment with our staff (work order, move-in, pre-inspection or final), please take a moment to give us your feedback! Complete the Satisfacts survey for a chance to WIN A GIFT BASKET filled with wonderful items from our community.



**CONGRATULATIONS** to the Zepeda Family for winning the Satisfacts Gift Basket raffle!  
Thank you for submitting your feedback!



# MAINTENANCE CORNER



**Air Filters/Furnace** - Check your filter monthly. Your central heating unit works hard to push air throughout your house. By changing your filters on a regular basis, you help the unit operate efficiently and effectively. We change them quarterly for you. Visit our self help section in our Maintenance Shop if you would like to change them monthly. Please remember to periodically run/check your furnace and ensure that it is working properly before seasonal changes begin. Contact maintenance with any issues that may be occurring.

**Self-Maintained Flowerbeds** - Summer temperatures have allowed many residents the opportunity to start yard/flowerbed upkeep. If you opted to maintain your flowerbed at the time of lease signing, please remember it is your responsibility to maintain the condition of the landscaping at your home.



**Watering Lawns** - Residents are responsible for watering the lawn (front and back) and flowerbed areas. If your home has an automated irrigation system, your front lawn and flowerbed will be watered on a scheduled. Do NOT over water your lawn and/or flowerbed.

**Self-Service Options** - Our maintenance department has a few self-service options to help maintain your home and lawn care. Mowers and weed eaters are available to loan out, as well as long dusting poles to clear debris from the exterior of your home. Please give maintenance a call to inquire about self-service availability of any item.



# FRIENDLY REMINDERS



**BBQ Grills** - Outdoor grills are permitted only outside the home no closer than ten-feet to the house or fence. Barbecue grills should not be left unattended when in use or while still hot. Cooking food in the front yard or on covered patios using hibachis, grills, etc. is prohibited.

**Pools/Bounce Houses/Trampolines** - NO swimming pools or hot tubs are allowed on property. Wading pools are allowed and must be emptied and put away daily. Wading pools are only allowed in the backyard. Bounce houses are permitted and must be taken down and put away on a daily basis. Trampolines are NOT permitted on resident premises.



**RVs/Utility Trailers/Boats** - Recreational vehicles, campers, trailers, boats, etc. are not permitted to be parked in the neighborhoods at any time. However, such vehicles may be parked within the confines of the garage of the premises. Please refer to the Community Handbook for more information.

## We're Here for You!



Matt Bush  
Community Director



Heather Carlson  
Community Manager



James Mauck  
Community Supervisor



Jen Jones  
Community Manager



Tara Gowin  
Maintenance Director



Louise Aldana  
Maintenance Manager



Heather Eaton  
Maintenance Manager



Nathan Kline  
Maintenance Manager



Tony Peppy  
Maintenance Supervisor

**Contact Information**  
Neighborhood Management and Maintenance Offices open:  
Monday - Friday 8:00-5:00pm  
Closed Saturday & Sunday

**Office Phone: 360-679-4241**  
Available for Emergencies 24/7:  
866-616-3267

**Victory Terrace** - 2205 Egret Drive  
**Crescent Harbor** - 1930 Magnolia Way  
**Maylor Point** - 1093 Mt. Stewart Loop  
**Maintenance Shop** - 2372 Robin Street

**Facebook:** [www.facebook.com/whidbeyislandfamilyhousing](http://www.facebook.com/whidbeyislandfamilyhousing)  
**Website:** [whidbeyislandfamilyhousing.com](http://whidbeyislandfamilyhousing.com)



EFFECTIVE SEPTEMBER 1<sup>st</sup>



## IS GOING "PAY" PERLESS!

The Safe, Secure, and Seamless way to make payments.

Starting **September 1<sup>st</sup>** HMC will be accepting online payment options only. Residents may utilize the following online payment services:

**Hunt Resident App**  • **Hunt Resident Portal** • **WIPS Walk In Payment System**

## Benefits of Paying Online

- ✓ Eliminates the Need to Drop Off Payments
- ✓ Secure Payments Can Be Made Right from Your Phone or Device
- ✓ Payments are Posted to Your Account Immediately
- ✓ Email Receipts are Sent Directly to Your Inbox
- ✓ Never Forget a Payment Again, Set Up Recurring Account Payments
- ✓ Pay Without Fees for Direct Bank Account Payments

Scan the QR code with your phone to download the **Hunt Resident App** 



Please contact our office if you need assistance setting up online payments via the Hunt Resident App/Portal or WIPS.





## COMMUNITY ADVISORY BOARD

CREATING BETTER COMMUNITIES TOGETHER

- HUNT MILITARY COMMUNITIES -



GET INVOLVED & BE AN ACTIVE  
VOICE FOR YOUR COMMUNITY



HUNT IS EAGER TO CREATE A COMMUNITY ADVISORY BOARD  
**TO BETTER SERVE OUR RESIDENTS  
& MEET THEIR NEEDS.**

We are **LOOKING FOR MOTIVATED RESIDENTS**  
that would like to get involved and be an active  
voice for the community.

If you interested in being a voice for the community contact the Management Office at:

**360.679.4241 • [NorthSoundRSO@huntcompanies.com](mailto:NorthSoundRSO@huntcompanies.com)**

# Mosquito Bite Prevention



## Protect yourself and your family from mosquito bites

### Use insect repellent

When used as directed, EPA-registered insect repellents are proven safe and effective, even for pregnant and breastfeeding women.



- Always follow the product label instructions.
- Reapply insect repellent every few hours, depending on which product and strength you choose.
  - » Do not spray repellent on the skin under clothing.
  - » If you are also using sunscreen, apply sunscreen first and insect repellent second.

#### Natural insect repellents (repellents not registered with EPA)

- The effectiveness of non-EPA registered insect repellents, including some natural repellents, is not known.
- When used as directed, EPA-registered insect repellents are proven safe and effective. For more information: [www2.epa.gov/insect-repellents](http://www2.epa.gov/insect-repellents)

### If you have a baby or child



- Do not use insect repellent on babies younger than 2 months of age.
- Dress your child in clothing that covers arms and legs, or
- Do not apply insect repellent onto a child's hands, eyes, mouth, and cut or irritated skin.
  - » Adults: Spray insect repellent onto your hands and then apply to a child's face.
- Do not use products containing oil of lemon eucalyptus (OLE) or para-menthenediol (PMD) on children under 3 years of age.

### Mosquito-proof your home



- Use screens on windows and doors. Repair holes in screens to keep mosquitoes outside.
- Keep mosquitoes from laying eggs in and near standing water.
  - » Once a week, empty and scrub, turn over, cover, or throw out items that hold water, such as pet bowls, tarps, tires, buckets, planters, toys, pools, birdbaths, flowerpots, or trash containers. Check inside and outside your home.





# HUNT HEART PROGRAM

## SPOUSAL OUTREACH SUPPORT

---

Life as a military spouse has its own challenges, but deployment brings on additional challenges for the spouse who cares for the home. Today's military families may be faced with multiple deployments or have to leave home for extended periods of training and the spouse who stays home shoulders the responsibility of maintaining the home life, and caring for children and pets, often while supporting a career. Spouses of deployed service members are faced with fulfilling the roles of both parents while bearing the emotional load of concern about the safety of the deployed spouse and the risk they face abroad.

Hunt recognizes these challenges and cares about our service members and their families. This is why we have established the **Hunt Heart Spousal Outreach Support (SOS) Program** for our resident families during a time when the spouse is deployed or away from home.

The **Spousal Outreach Support (SOS) Program** is backed by a team of caring individuals whose goal is to make life a little bit easier and bring smiles to the faces of family members while the service member is not there.

## QUALIFICATIONS

Any resident with a spouse who is deployed, will be deploying or will be leaving for an extended period of time qualifies to be in the Hunt Heart Spousal Outreach Support Program (SOS).

## ENROLLMENT

Residents who want to be considered for the SOS Program should contact the leasing office for enrollment. You will need a copy of your orders and a Power of Attorney to get started.

---

The **SOS Program** serves as an added bonus to living at a Hunt military community by providing deployed or absent service members peace of mind knowing that their loved ones will always have someone to contact for assistance while they are away.

## SPOUSAL OUTREACH SUPPORT (SOS) BENEFITS:

- Maintenance Plus
- SOS Days
- SOS Resources

## SOS MAINTENANCE PLUS

Maintenance Plus is designed to assist families with tasks that are traditionally done by the absent family member. Services provided are in addition to the 24 Hour Emergency and routine maintenance services that are already provided.

### *Services may include but are not limited to:*

- Assistance with hanging pictures
- Assembling bikes and toys
- Changing light bulbs or moving furniture
- Mowing lawns
- Putting up or taking down Christmas decorations
- Grass cutting
- Weed removal from flowerbeds
- Shoveled sidewalks during snow events
- Box and packing material up

## SOS DAYS


SOS Days are special events and days of family oriented activities dedicated to family of absent or deployed spouses.

## SOS RESOURCES

SOS Resources are provided to assist our families in preparing and planning for deployment.

There are many decisions that have been made prior to deployment and preparing for deployment and preparing for deployment is paramount to family well-being.

**WHERE DOES YOUR BAH WITH HUNT MILITARY COMMUNITIES GO?**

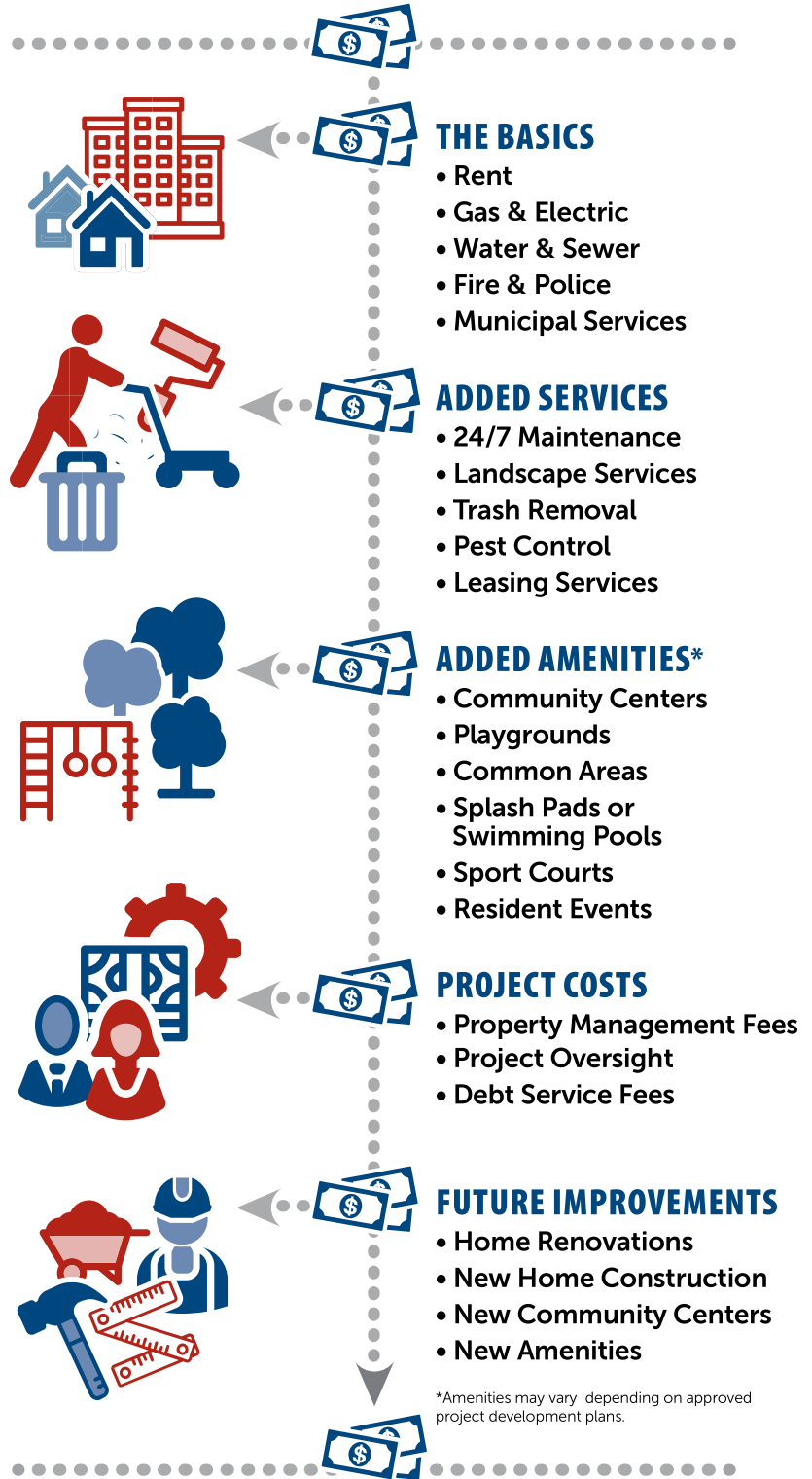


**Your Basic Allowance for Housing (BAH) is the stipend the Department of Defense allocates for you to pay for the majority of rent and utilities.**

[HuntMilitaryCommunities.com](http://HuntMilitaryCommunities.com)




**Your BAH with Hunt Military Communities Includes:**



**BAH funds are reinvested back into the project for current and future service members' needs.**



# ADVANCED POWER STRIP GIVEAWAY



## Why should I be interested in an Advanced Power Strip (APS)?

**Reduces Energy Consumption | Best for TV or PC Setup  
No Charge | Free Resources/Training | Savings Benefit the Community**

**Available July 1, 2021**

Pacific Northwest Communities has partnered with the local electric provider in your neighborhood to provide a **FREE** Advanced Power Strip for each home in their coverage area. Not only do we want to do our part in promoting conservation, but we want to help you to do so and save energy in your neighborhood.

### HOW CAN I GET AN ADVANCED POWER STRIP FOR MY HOME?

1. Contact your local Neighborhood Management Office to determine if you qualify & make arrangements to get your power strip.
2. An acknowledgment form will need to be signed so the provider knows you accepted the power strip.
3. Resources will be provided with your power strip to help you understand the equipment and set it up correctly.

*We appreciate your support of this initiative and in proactively taking action to conserve energy!*